


Educators can run a report to collect data about students' reading progress. Use the Reading Path Progress Report to see the number of eBooks a student read, the time they spent reading, the number of pages they read, and any highlighted text or notes they took for each eBook in the Reading Path.

**Important:** The data that appears on the Reading Path Progress Report is updated nightly.

1. Log in to Destiny Classic, and then select **Reports > Library Reports > Follett Shelf**.

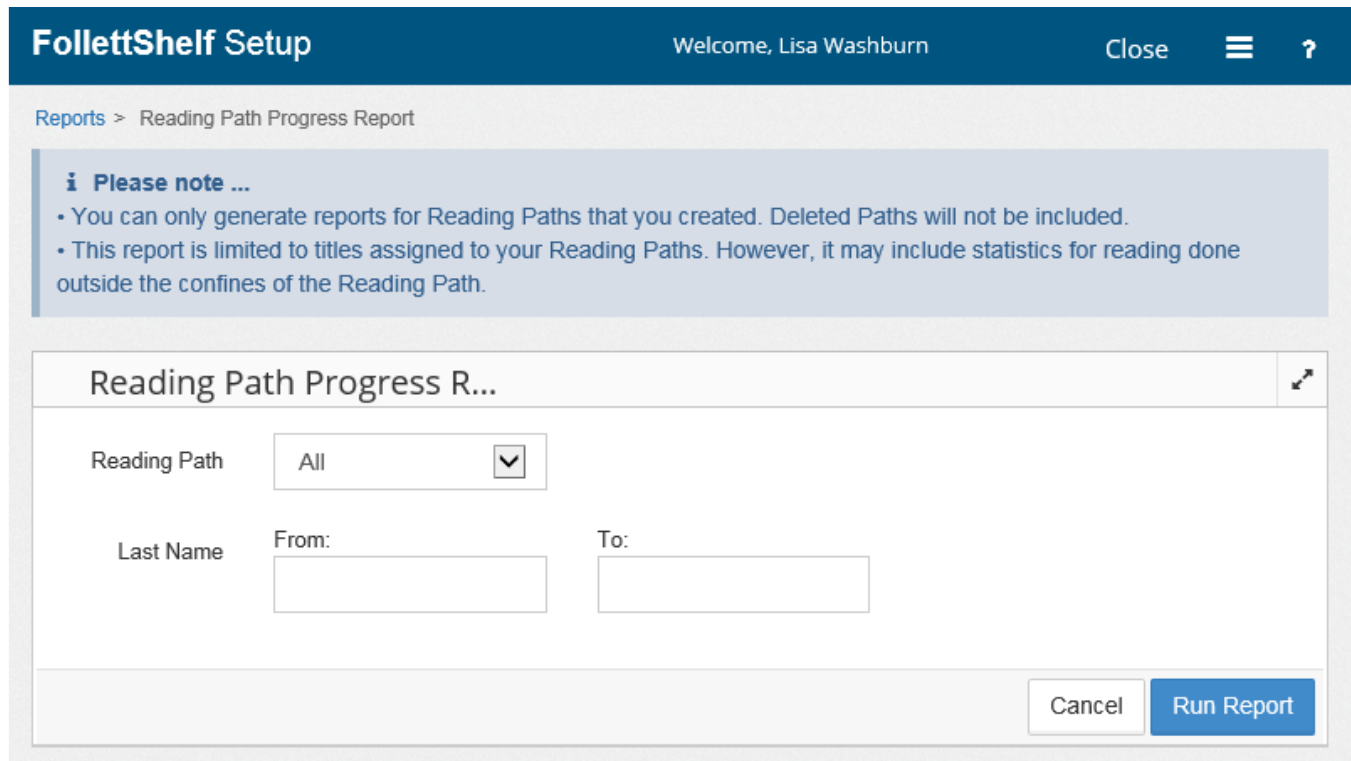


2. From the Reading Path section, select **Reading Path Progress Report**.




3. Select a single Reading Path from the drop-down, or leave it at **All**.
4. To limit the report to an alphabetical range of patrons, type last names in the **From** and **To** fields. Typing the same last name in both fields limits the report to that name. Leaving both fields blank runs the report for all.

5. Click **Run Report**.



The screenshot shows the 'FollettShelf Setup' application interface. At the top, there is a dark blue header with the text 'FollettShelf Setup' on the left, 'Welcome, Lisa Washburn' in the center, and 'Close' followed by a hamburger menu icon and a question mark icon on the right. Below the header, the breadcrumb 'Reports > Reading Path Progress Report' is visible. A light blue information box contains the following text: 'Please note ...' followed by two bullet points: 'You can only generate reports for Reading Paths that you created. Deleted Paths will not be included.' and 'This report is limited to titles assigned to your Reading Paths. However, it may include statistics for reading done outside the confines of the Reading Path.' Below this is a form titled 'Reading Path Progress R...' with a refresh icon in the top right corner. The form contains a 'Reading Path' dropdown menu currently set to 'All', and a 'Last Name' section with 'From:' and 'To:' text labels and corresponding empty input boxes. At the bottom right of the form are two buttons: 'Cancel' and 'Run Report'.

6. In the **Job Manager**, click  to update the status of the report.
7. Once the status changes to **Completed**, click the **Action** drop-down, and then click **View**. The report downloads to your computer in XLS format.
8. Open the downloaded file to view the report. You can save the report locally to access it at anytime.

### How Do I Use the Report?

The following scenarios are examples of how you might use the data from the Reading Path Progress Report.

	A	B	C	D	E	F	G	H
1	<b>Reading Path</b>	<b>Name</b>	<b>Username</b>	<b>Patron Type</b>	<b>Reading Path Status</b>	<b>Title</b>	<b>Title Status</b>	<b>Reading Level</b>
2	Jupiter	Johnson, Jamie	jjohnson	Student	Not Started	Exploring the Solar System	In Progress	2.8
3	Jupiter	Johnson, Jamie	jjohnson	Student	Finished	Jupiter	Finished	2.3
4	Jupiter	Adams, Allison	aadams	Student	Started	Jupiter	In Progress	2.3

Last week, Mrs. Trevino assigned a Reading Path to help two of her struggling readers. She told them to read the first book in the Reading Path by today. Now Mrs. Trevino decides to run the Reading Path Progress Report to confirm the students' progress on the Reading Path.

As you can see in the report above, Alison Adams and Jamie Johnson were assigned to the Reading Path. The Title Status and Title columns show that Jamie finished the first eBook in the Reading Path and started the second. However, Alison has not yet finished the first title. Mrs. Trevino now has the data to guide her follow-up with the students.

	A	B		I	J	K	L	M	N	O	
1	<b>Reading Path</b>	<b>Name</b>	<b>User</b>	<b>Level</b>	<b>Total Number of Pages</b>	<b>Average Words Per Page</b>	<b>Total Reading Time</b>	<b>Total Number of Pages Read</b>	<b>Total Bookmarks</b>	<b>Total Highlights</b>	<b>Total Notes</b>
2	Blue	Troche, Adam	atroc	5.3	423	93	3:18	378	6	12	30
3											
4											

Mr. Silva assigned his best reader, Adam, to a Reading Path two weeks ago. To challenge him, Mr. Silva required Adam to take summary notes on each chapter in the eBook. Now he wants to make sure Adam is on track to complete the first eBook by next week and take the required notes. He decides to run a Reading Path Progress report.

As you can see in the Total Notes, Total Number of Pages Read, and Total Number of Pages columns, Adam has read most of the eBook and taken 30 chapter summary notes. From this data, Mr. Silva can be confident that Adam will complete the eBook by next week.